

COURSE VENUE

Microsurgery experimental laboratory,
-1 floor of Palazzo "Botta 2"
c/o Polo Universitario del Cravino
University of Pavia, via Ferrata 9/A – 27100 Pavia

Registration fees: 10 participants max allowed.

□ **Regular fee**

€ 1.250,00 VAT included
(€ 1.024,59 + VAT 22%)

□ **EANS Member 10% discount**

€ 1.125,00 + VAT included
(€ 922,13+ VAT 22%)

□ **Fatturazione elettronica**

Aziende ospedaliere esenti IVA
€ 1.270,00

The fee includes: congress kit, participation to scientific sessions, insurance, coffee breaks and light lunches, certificate of attendance, Hotel*** accommodation in 5 out March 8 (n. 3 nights), transfer from hotel to congress venue A/R and social dinner on March 6.

Registration methods:

All participants are required to register using the "online form", which can be found on www.bquadro-congressi.it and to pay via wire transfer.

[Online instructions and registration procedure for new users:](#)

- by filling the personal data and password fields, you will be registered to *Bquadro website*; the website will sent automatically a confirm e-mail containing USERNAME and PASSWORD, which will allow you to proceed to the following step.
- using USERNAME and PASSWORD in the blue reserved area, you will gain access to the "Event calendar" section. The system will automatically retrieve your personal data after selecting month, event and then "Online registration". Please confirm them selecting "Send".
The website will automatically send a PRE-REGISTRATION e-mail for the event.

Payment methods:

The wire transfer must be headed to:
Bquadro Congressi S.r.l.
Via S. Giovanni in Borgo, 4 - 27100 Pavia
Bank **INTESA SAN PAOLO** - FILIALE PAVIA 2
C.so Garibaldi 52 – 27100 PAVIA
IBAN: IT39E 03069 11304 1000 0000 3103
Codice BIC Swift: BCITITMM
In "Cause" box please write:
name, family name and "FEE 19_PPR07"
ALL WIRE TRANSFER CHARGES ARE ON THE PARTICIPANT.

Registration without data for invoice issue or with wrong fee will not be considered valid.
It is NOT possible to register by phone.
The registration will be confirmed once we receive the payment.

Each participant will be notified of invoice availability to the email address used to register.

A PDF file that is to be regarded as your valid invoice will be downloadable from

www.bquadro-congressi.it

Scientific Secretariat

Cesare Zoia

Organizing Secretariat



Bquadro Congressi srl
Via S. Giovanni in Borgo, 4
27100 Pavia
Tel +39 0382 302859
Fax +39 0382 27697

e-mail: bolla@bquadro-congressi.it
www.bquadro-congressi.it

Azienda con Sistema Qualità certificato ISO 9001




Fondazione IRCCS
Policlinico San Matteo

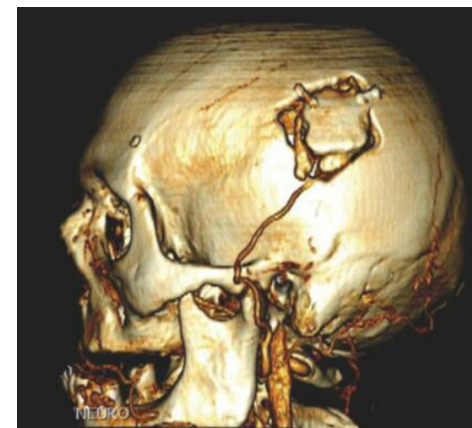
Sistema Sanitario
Regione
Lombardia



Patronages



MICROSURGERY COURSE ON VASCULAR ANASTOMOSES



Course Leader:
Frau Rosmarie Frick

March, 5/8 2019

Microsurgery experimental laboratory
"Botta 2"
University of Pavia
Via Ferrata 9/A
c/o Polo Universitario del Cravino

Scientific Committee

F. Acerbi, D. Boeris, C. Bortolotti, M. Cenzato,
A. Lanterna, M. Del Maestro, S. Luzzi, G. Pappadà,
A. Pasqualin, G. Raffa, A. Santoro, F. Zenga, C. Zoia

Italian Organizers

S. Luzzi, C. Zoia

Presentation

Dear Colleagues and Friends,

It is a great honour to invite you to the Microsurgery Course on Vascular Anastomoses. We are proud to announce a practical microsurgical course for neurosurgeons, vascular surgeons, plastic surgeons, maxillofacial surgeons and residents, that will be held in our labs under the direction of Mrs *Rosmarie Frick*, the worldwide known teacher of the legendary "Zurich Microsurgery Course".

The number of participants will be expressly limited, in order to allow each trainee to have its own lab station equipped with microsurgical instruments and microscope. During four full days of training, the participants will be able to familiarize themselves with the microinstruments and learn the key-points of micro-dissection, micro-suturing and vascular anastomosis. With different exercises, on plastic tubes and in vivo, the participants will be able to do their first vascular anastomosis, taking the first step towards the fascinating world of vascular neurosurgery.

We are looking forward to welcoming you in Pavia for our course.

The Scientific Committee

Faculty

F. Acerbi, IRCCS Istituto Neurologico Carlo Besta - Milano

D. Boeris, Ospedale Niguarda Cà Granda - Milano

C. Bortolotti, IRCCS Istituto delle Scienze Neurologiche di Bologna, Ospedale Bellaria - Bologna

M. Cenozo, Ospedale Niguarda Cà Granda - Milano

M. Del Maestro, IRCCS Fondazione Policlinico San Matteo - Pavia

A. Lanterna, Ospedale Papa Giovanni XXIII - Bergamo

S. Luzzi, Università degli Studi di Pavia

G. Pappadà, Policlinico di Monza - Monza

A. Pasqualin, Ospedale Civile Maggiore - Verona

G. Raffa, A.O.U. Policlinico G. Martino - Messina

A. Santoro, Policlinico Umberto I - Roma

F. Zenga, A.O.U. Città della Salute e della Scienza - Torino

C. Zoia, IRCCS Fondazione Policlinico San Matteo - Pavia

Programme

March, 5

08.00-08.30 *Registration of participants and welcome greetings from the representative of the SINch*

08.30-08.45 Demonstration of suture techniques with 6-0 suture

08.45-11.00 **Participants:**
Suture technique practice by silicon tubing with 6-0 suture

11.00-11.15 Demonstration end-to-end anastomosis on Silicon tubing

11.15-12.00 **Participants:**
End-to-end anastomosis on silicon tubing

12.00-12.30 *Lunch*

12.30-17.00 **Participants:**
End-to-end anastomosis on silicon tubing



March, 6

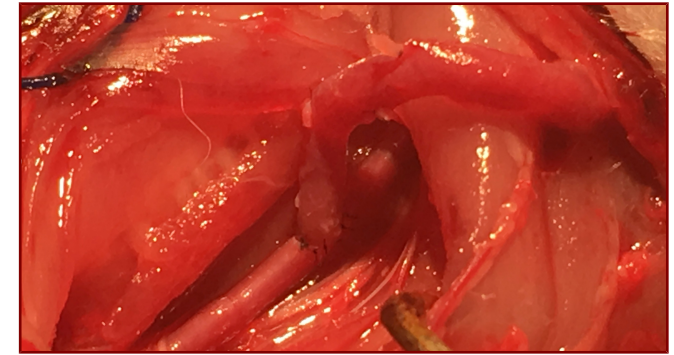
08.30-09.00 Demonstration of end-to-end anastomosis on carotid of rat

09.00-12.00 **Participants:**
End-to-end anastomosis on carotid of rat

12.00-12.30 *Lunch*

12.30-17.00 **Participants:**
End-to-end anastomosis on carotid of rat

17.00-18.30 Demonstration of end-to-side anastomosis Jugular vein to carotid communis artery of rat



March, 7

08.30-12.00 **Participants:**
End-to-side anastomosis, Jugular vein to carotid communis of rat

12.00-12.30 *Lunch*

12.30-17.00 **Participants:**
End-to-side anastomosis on carotid of rat

17.00-18.30 Demonstration of side-to-side anastomosis aorta and vena cava

March, 8

08.30-12.00 **Participants:**
End-to-side anastomosis, Jugular vein to carotid communis artery of rat

12.00-12.30 *Lunch*

12.30-15.30 **Participants:**
End-to-side anastomosis jugular vein to carotid communis artery, or end-to-end anastomosis on carotid of rat

15.30 Overview and Course Closure

